



THERMOCOUPLES ASSEMBLIES CADID SERIE

NT 30-01A

STANDARD serie

type A	Thermocouples elements with insulators
type B	With metallic protecting tube
type C	Idem B + inner ceramic tube

REINFORCED serie

type D	With drilled metallic thermowell
type E	Idem D + inner ceramic tube
type F	With steel extension
type G	Idem F + inner ceramic tube

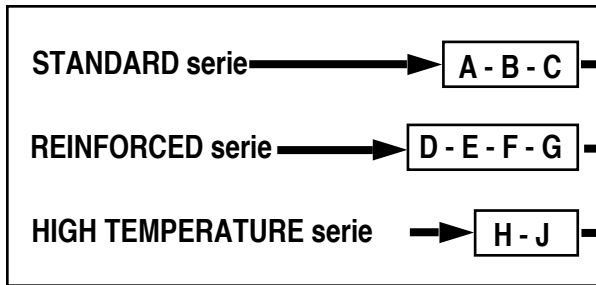
HIGH TEMPERATURE serie

type H	With external ceramic tube
type I	Idem H + inner ceramic tube



THERMOCOUPLES ASSEMBLIES CADID SERIE

NT 30-01A



PROTECTING TUBE CHOICE

THERMOCOUPLE CHOICE

Type	Temperature °C		Tolerances (1)
	mini	maxi	
Iron-Copper Nickel (J)	-40	750	2,5°C or 0,75% x t
Nickel Chromium-Nickel (aluminium, silicon) (K)	+40	1200	1,5°C or 0,75% x t
Platinum 10% Rhodium-Platinum (S)	0	1600	1,5°C or 0,25% x t
Platinum 6% Rhodium-Platinum 30% Rhodium(B)	600	1700	0,25% x t

(1) Maximum value depending of the range à retenir.
Upon request : calibration

Type	Ø wires mm	How to recognize them
J	1,5	Iron (+) magnétique
K	1,5 2,3 3,0	Nickel AS (-) magnétique
S	0,35 0,5	Platinum (-) more malleable than PtRh 10%
B	0,35 0,5	PtRh 6%(-) more malleable than PtRh 30%

Type	Environment		
	Oxidizing	Reducing	Neutral
J	good	good	excellent
K	excellent	poor	excellent
S	excellent	poor	good
B	excellent	poor	good

Environment	Temperature maxi	Material
Neutral or oxidizing	800°C 1050°C	Inox Z3 CN 18-10 Z2 CN 25-20
	1050°C 1100°C	AISI 446 (Z12 CAS 25) Inconel 600
Reducing	1050°C 1100°C	AISI 446 (Z12 CAS 25) Inconel 600
Sulphur or carbon	1050°C	AISI 446 (Z12 CAS 25)
Corrosive	--	Inconel 600

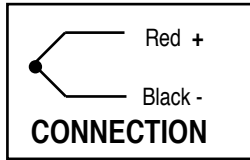
Environment	Temperature maxi	Material
Neutral	800°C	FER PUR
Neutral or oxidizing	1050°C 1050°C 1100°C	Z2 CN 25-20 AISI 446 (Z12 CAS 25) Inconel 600
	1050°C 1100°C	AISI 446 (Z12 CAS 25) Inconel 600
Sulphur or carbon	1050°C	AISI 446 (Z12 CAS 25)
Corrosive	--	Inconel 600

Environment	Temperature maxi	Material
Neutral or oxidizing	1400°C 1500°C	Ceramic-Alumina Double ceramic-Alumina
	1350°C 1400°C	Alumina Double ceramic-Alumina



CADID ASSEMBLIES STANDARD serie type A

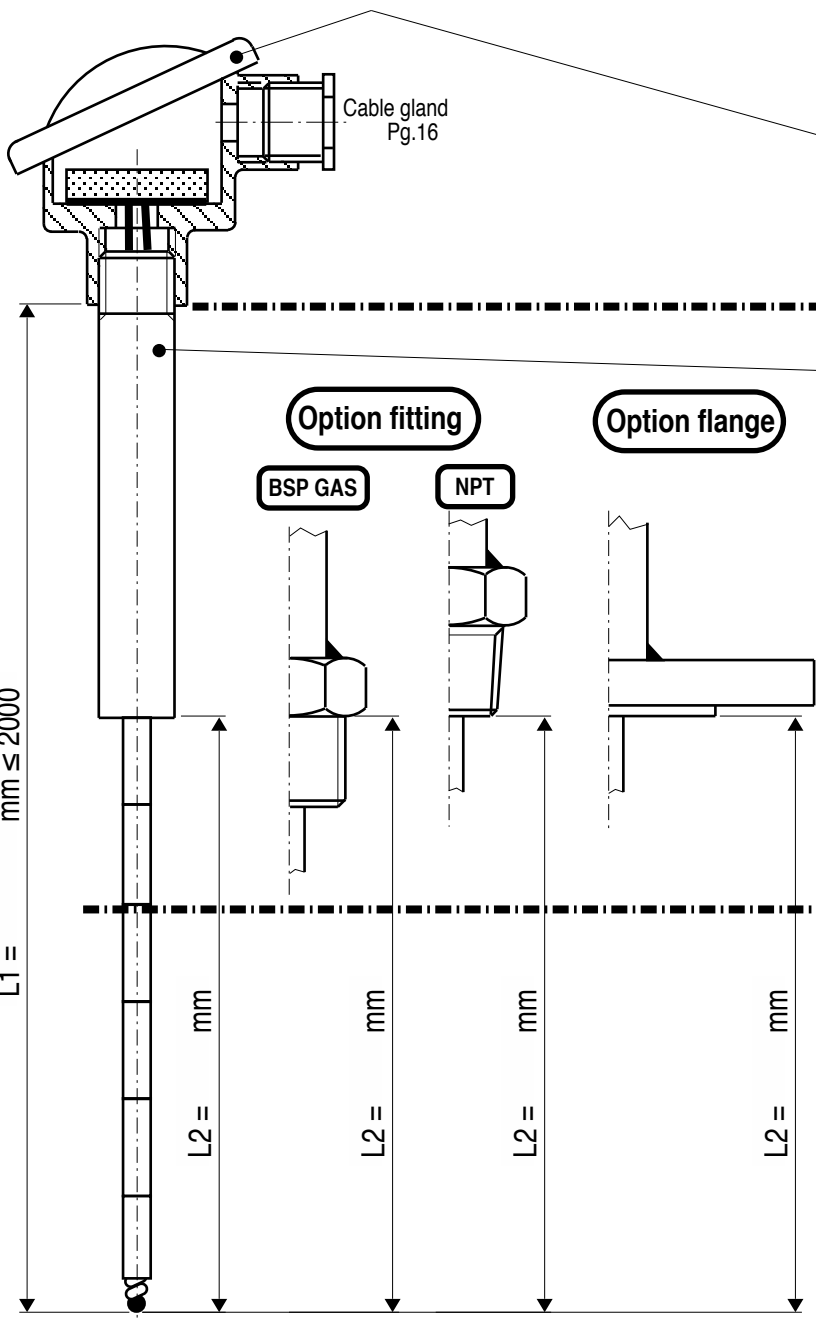
NT 30-01A



**YOUR CADID
PROBE**

ASSEMBLY type **A**

DIN CONNECTION HEAD
 A
 B
 DAN



STAINLESS STEEL EXTENSION Ø 1/2"

OPTION	WITHOUT OPTION	<input type="checkbox"/>
	STAINLESS STEEL FITTING	
	G3/4"	<input type="checkbox"/>
	3/4"NPT	<input type="checkbox"/>
FLANGE		<input type="checkbox"/>
PN _____ DN _____		
Material: _____		

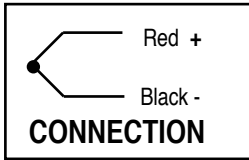
THERMOCOUPLE	Number	1	<input type="checkbox"/>
		2	<input type="checkbox"/>
	Type	J	<input type="checkbox"/>
		K	<input type="checkbox"/>

- References:
- 1 thermocouple: L601000-999
 - 2 thermocouples: L611000-999



CADID ASSEMBLIES STANDARD serie type B

NT 30-01A

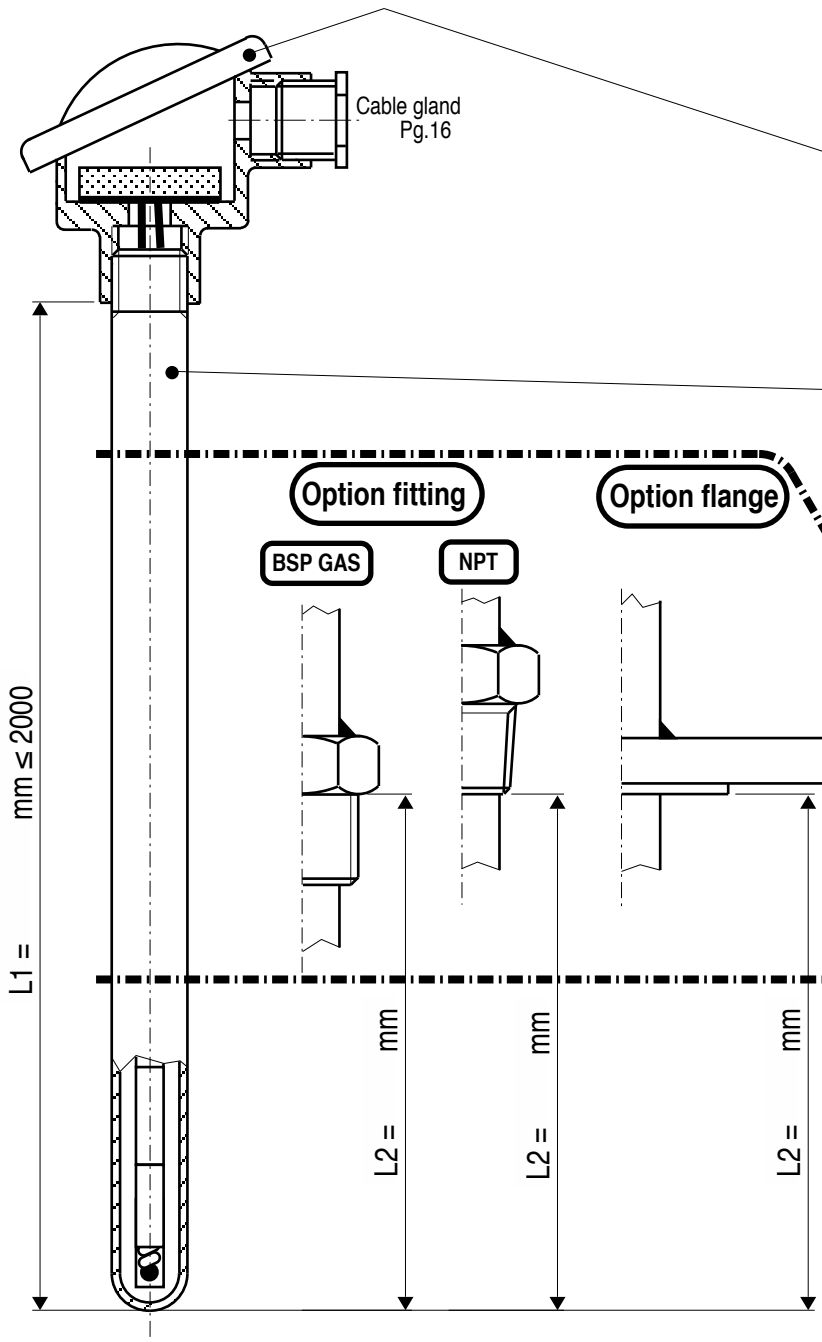


**YOUR CADID
PROBE**

ASSEMBLY type	B
---------------	----------

DIN CONNECTION HEAD	A	<input type="checkbox"/>
	B	<input type="checkbox"/>
	DAN	<input type="checkbox"/>

SWAGGED, WELDED METALLIC PROTECTING TUBE	AISI 304L	<input type="checkbox"/>
	AISI 310	<input type="checkbox"/>
	AISI 446	<input type="checkbox"/>
	INCONEL 600	<input type="checkbox"/>
	DIAMETER	<input type="checkbox"/> Ø 3/8" <input type="checkbox"/> Ø 1/2"



OPTION	WITHOUT OPTION	<input type="checkbox"/>
	STAINLESS STEEL FITTING	
	G1/2"	<input type="checkbox"/>
	G3/4"	<input type="checkbox"/>
	1/2"NPT	<input type="checkbox"/>
	3/4"NPT	<input type="checkbox"/>
FLANGE		<input type="checkbox"/>
PN _____ DN _____		
Material: _____		

THERMOCOUPLE	Number	1	<input type="checkbox"/>
		2	<input type="checkbox"/>
	Type	J	<input type="checkbox"/>
		K	<input type="checkbox"/>

- References:**
- 1 thermocouple: L602000-999
 - 2 thermocouples: L612000-999

OTHER PROTECTION SHEATHS ON REQUEST

4/11 03/2007 - 000 000 000 - Non contractual document. Confirm specifications before ordering.

244, avenue Franklin Roosevelt
69516 Vaulx-en-Velin Cedex - France

Tél: (+33) 04 72 14 15 40
Fax: (-33) 04 72 14 15 41

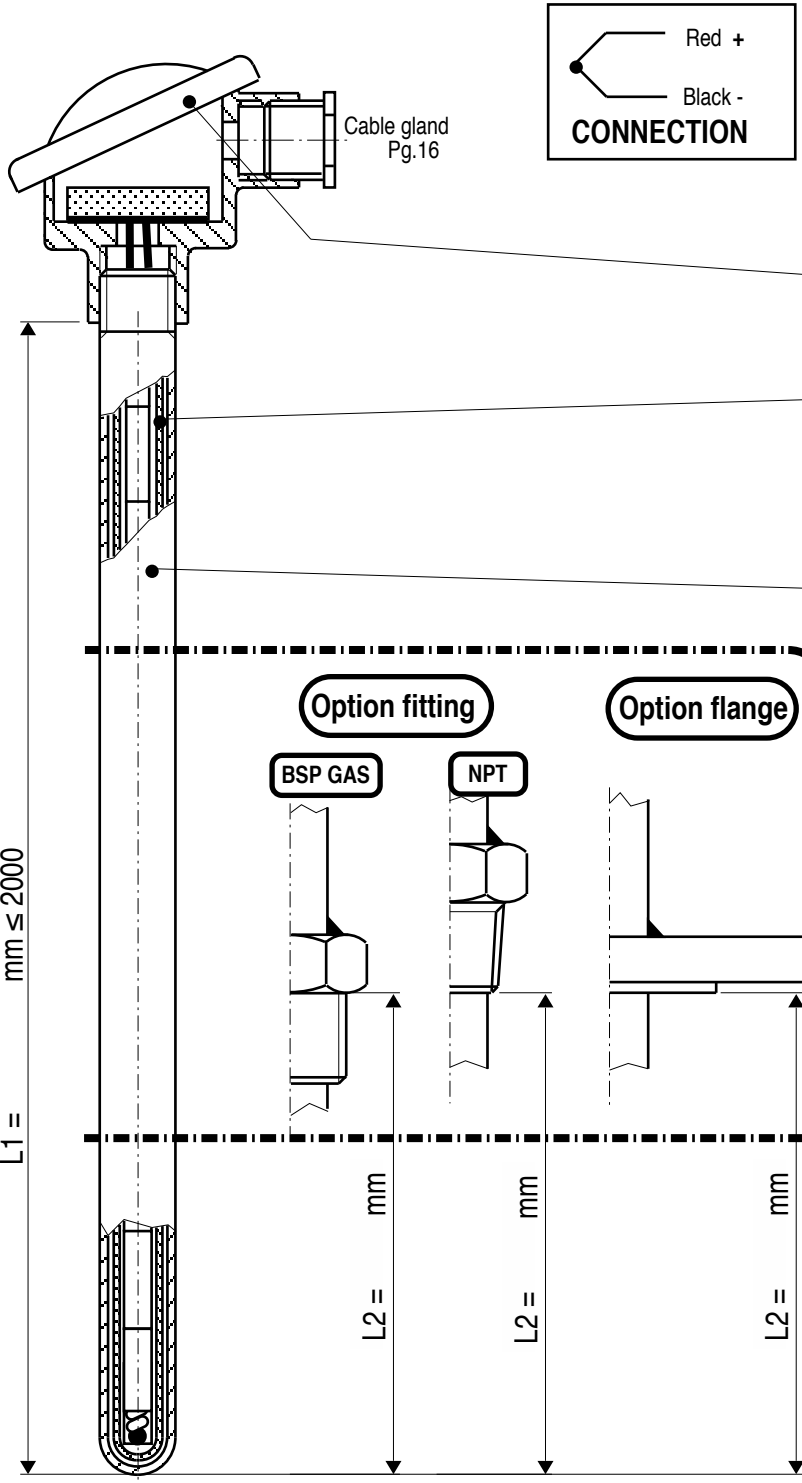
info@pyro-controle.tm.fr
www.pyro-controle.com





CADID ASSEMBLIES STANDARD serie type C

NT 30-01A



Red +
Black -
CONNECTION

YOUR CADID PROBE

ASSEMBLY type	C
---------------	----------

DIN CONNECTION HEAD	A	<input type="checkbox"/>
	B	<input type="checkbox"/>
	DAN	<input type="checkbox"/>

INTERNAL SHEATH CERAMIC 610-Ø10x1,5	<input checked="" type="checkbox"/>
-------------------------------------	-------------------------------------

SWAGGED, WELDED METALLIC PROTECTING TUBE	AISI 310	<input type="checkbox"/>
	AISI 446	<input type="checkbox"/>
	INCONEL 600	<input type="checkbox"/>
	Ø 1/2"	<input checked="" type="checkbox"/>

OPTION	WITHOUT OPTION	<input type="checkbox"/>	
	STAINLESS STEEL FITTING	G3/4"	<input type="checkbox"/>
		3/4"NPT	<input type="checkbox"/>
	FLANGE	PN _____ DN _____	<input type="checkbox"/>
	Material: _____		

THERMOCOUPLE	Number	1	<input type="checkbox"/>
		2	<input type="checkbox"/>
	Type	S	<input checked="" type="checkbox"/>
Ø Wires	0,35	<input type="checkbox"/>	
	0,5	<input type="checkbox"/>	

OTHER PROTECTION SHEATHS ON REQUEST

References:
 • 1 thermocouple: L603000-999
 • 2 thermocouples: L613000-999

5/11 03/2007 - 000 000 000 - Non contractual document. Confirm specifications before ordering.

244, avenue Franklin Roosevelt
69516 Vaulx-en-Velin Cedex - France

Tél: (+33) 04 72 14 15 40
Fax: (-33) 04 72 14 15 41

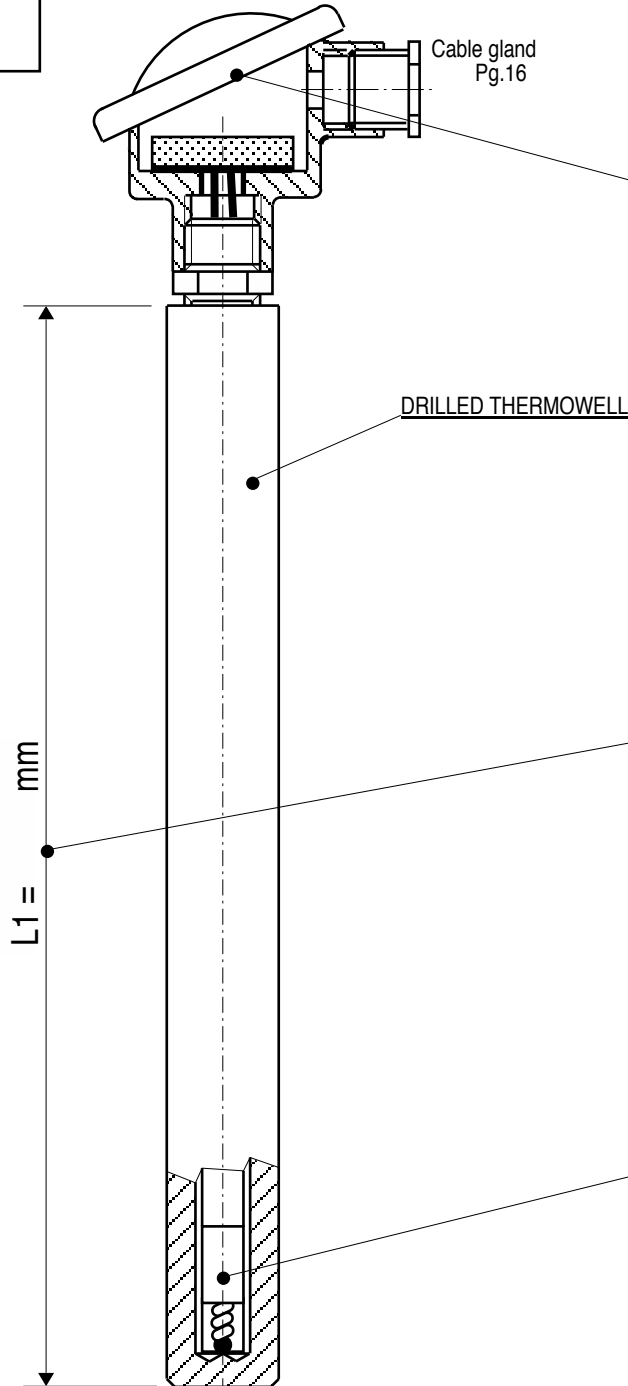
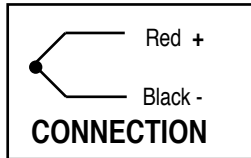
info@pyro-controle.tm.fr
www.pyro-controle.com





CADID ASSEMBLIES REINFORCED serie type D

NT 30-01A



YOUR CADID PROBE

ASSEMBLY type	D
---------------	----------

DIN CONNECTION HEAD	A	<input type="checkbox"/>
	B	<input type="checkbox"/>
	DAN	<input type="checkbox"/>

THERMOWELL	IRON (Fe)	<input type="checkbox"/>
	AISI 310	<input type="checkbox"/>
	AISI 446	<input type="checkbox"/>
	INCONEL 600	<input type="checkbox"/>
	Ø 30 x 7	<input checked="" type="checkbox"/>

Length L1	300 mm	<input type="checkbox"/>
	400 mm	<input type="checkbox"/>
	500 mm	<input type="checkbox"/>
	600 mm	<input type="checkbox"/>
	710 mm	<input type="checkbox"/>
	800 mm	<input type="checkbox"/>
	1000 mm	<input type="checkbox"/>
	1200 mm	<input type="checkbox"/>
	1400 mm	<input type="checkbox"/>
	2000 mm	<input type="checkbox"/>

THERMOCOUPLE	Number	1	<input type="checkbox"/>
		2	<input type="checkbox"/>
	Type	J	<input type="checkbox"/>
		K	<input type="checkbox"/>

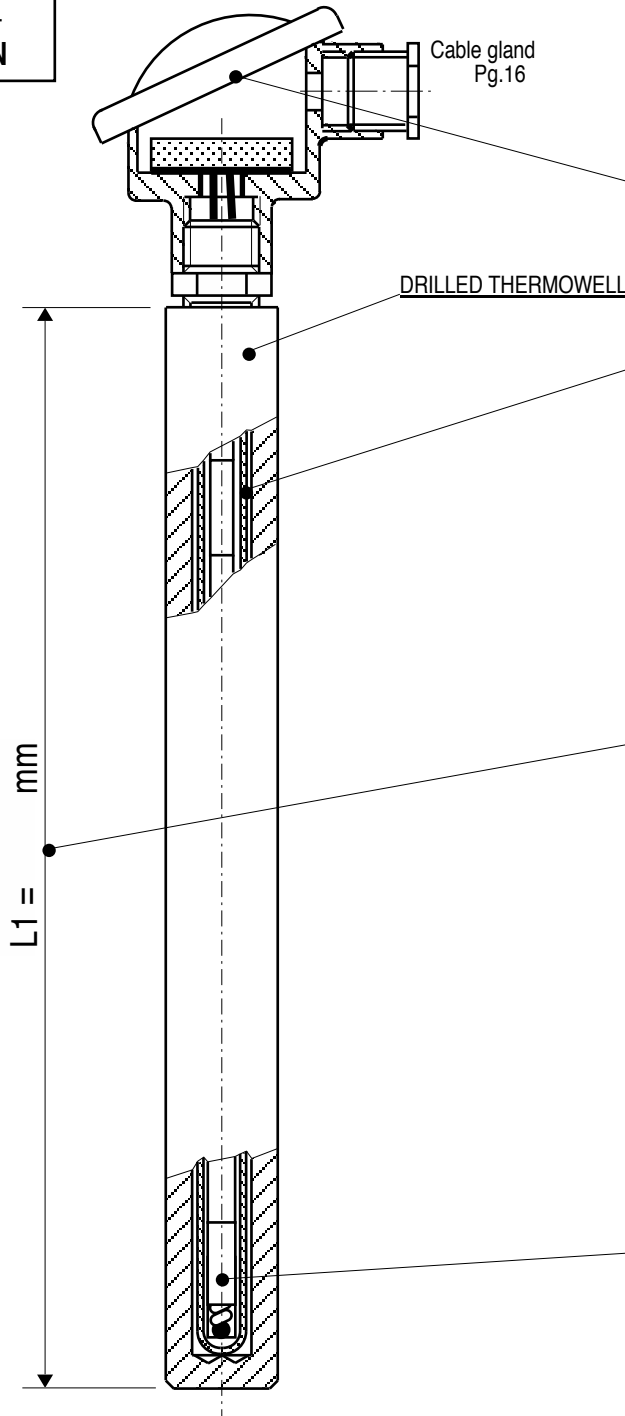
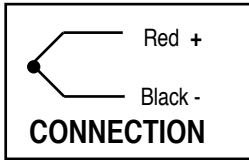
- References:**
 • 1 thermocouple: L604000-999
 • 2 thermocouples: L614000-999

OTHER THERMOWELLS, FLANGE ON REQUEST



CADID ASSEMBLIES REINFORCED serie type E

NT 30-01A



YOUR CADID PROBE

ASSEMBLY type	E
---------------	----------

DIN CONNECTION HEAD	A	<input type="checkbox"/>
	B	<input type="checkbox"/>
	DAN	<input type="checkbox"/>

INTERNAL SHEATH CERAMIC 610-Ø15x2	<input checked="" type="checkbox"/>
-----------------------------------	-------------------------------------

THERMOWELL	IRON (Fe)	<input type="checkbox"/>
	AISI 310	<input type="checkbox"/>
	AISI 446	<input type="checkbox"/>
	INCONEL 600	<input type="checkbox"/>
	Ø 30 x 7	<input checked="" type="checkbox"/>

Length L1	300 mm	<input type="checkbox"/>
	400 mm	<input type="checkbox"/>
	500 mm	<input type="checkbox"/>
	600 mm	<input type="checkbox"/>
	710 mm	<input type="checkbox"/>
	800 mm	<input type="checkbox"/>
	1000 mm	<input type="checkbox"/>
	1200 mm	<input type="checkbox"/>
	1400 mm	<input type="checkbox"/>
	2000 mm	<input type="checkbox"/>

THERMOCOUPLE	Number	1	<input type="checkbox"/>
		2	<input type="checkbox"/>
	Type / Ø wires	K / Ø 2,3	<input type="checkbox"/>
		S / Ø 0,35	<input type="checkbox"/>
		S / Ø 0,5	<input type="checkbox"/>

- References:**
- 1 thermocouple: L605000-999
 - 2 thermocouples: L615000-999

OTHER THERMOWELLS, FLANGE ON REQUEST

7/11 03/2007 - 000 000 000 - Non contractual document. Confirm specifications before ordering.

244, avenue Franklin Roosevelt
69516 Vaulx-en-Velin Cedex - France

Tél: (+33) 04 72 14 15 40
Fax: (-33) 04 72 14 15 41

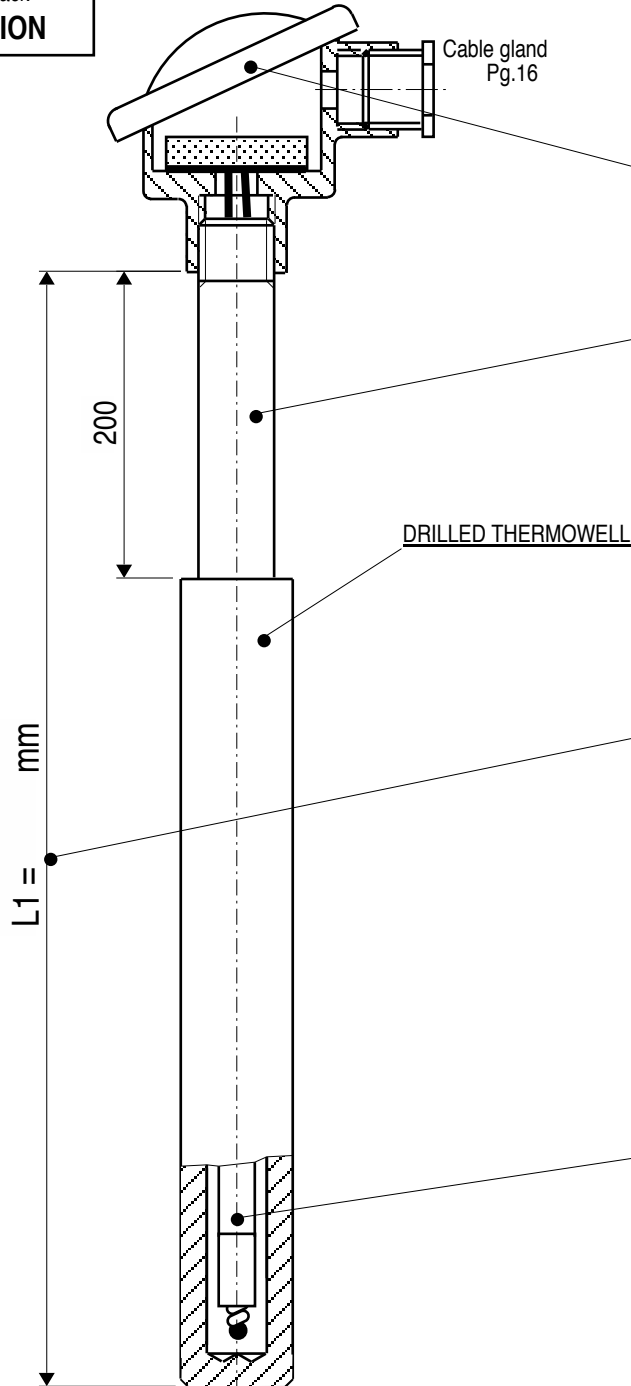
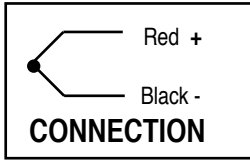
info@pyro-controle.tm.fr
www.pyro-controle.com





CADID ASSEMBLIES REINFORCED serie type F

NT 30-01A



YOUR CADID PROBE

ASSEMBLY type	F
---------------	----------

DIN CONNECTION HEAD	A	<input type="checkbox"/>
	B	<input type="checkbox"/>
	DAN	<input type="checkbox"/>

STAINLESS STEEL EXTENSION - Ø 1/2"	<input checked="" type="checkbox"/>
------------------------------------	-------------------------------------

THERMOWELL	IRON (Fe)	<input type="checkbox"/>
	AISI 310	<input type="checkbox"/>
	AISI 446	<input type="checkbox"/>
	INCONEL 600	<input type="checkbox"/>
	Ø 30 x 7	<input checked="" type="checkbox"/>

Length L1	500 mm	<input type="checkbox"/>
	600 mm	<input type="checkbox"/>
	710 mm	<input type="checkbox"/>
	800 mm	<input type="checkbox"/>
	1000 mm	<input type="checkbox"/>
	1200 mm	<input type="checkbox"/>
	1400 mm	<input type="checkbox"/>
	2000 mm	<input type="checkbox"/>

THERMOCOUPLE	Number	1	<input type="checkbox"/>
		2	<input type="checkbox"/>
	Type	J	<input type="checkbox"/>
		K	<input type="checkbox"/>

References:

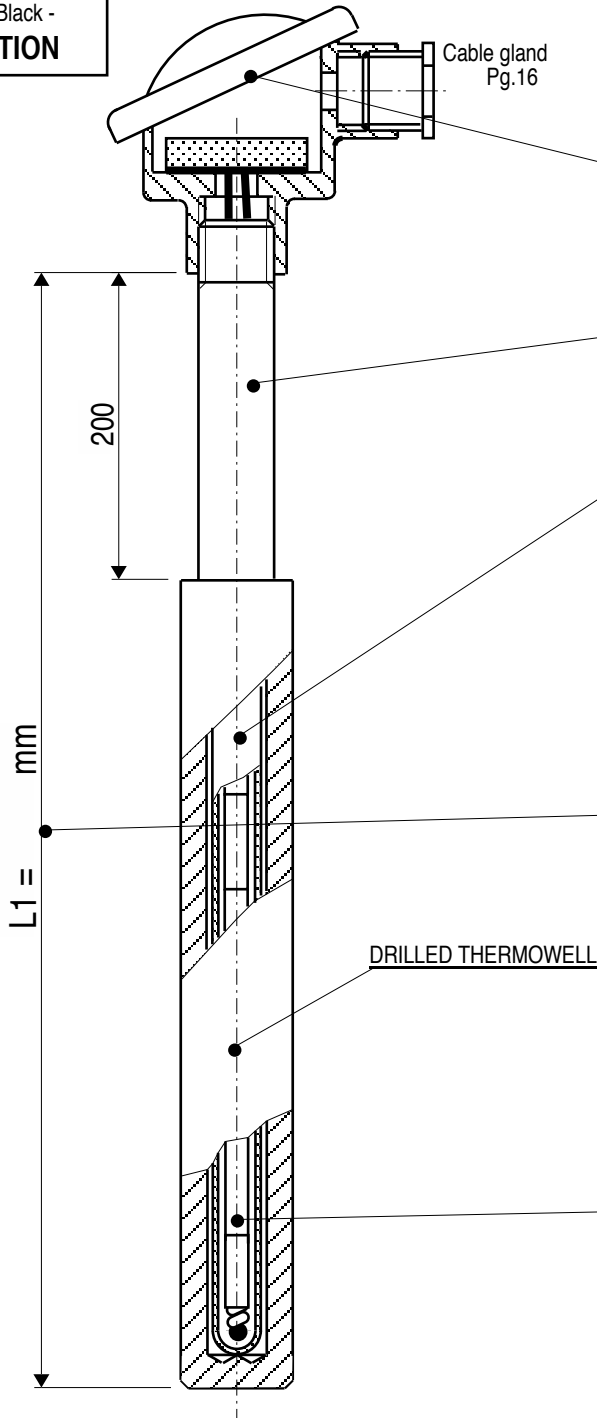
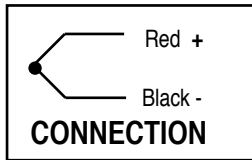
- 1 thermocouple: L606000-999
- 2 thermocouples: L616000-999

OTHER THERMOWELLS, FLANGE ON REQUEST



CADID ASSEMBLIES REINFORCED serie type G

NT 30-01A



YOUR CADID PROBE

ASSEMBLY type	G
---------------	----------

DIN HEAD CONNECTION	A	<input type="checkbox"/>
	B	<input type="checkbox"/>
	DAN	<input type="checkbox"/>

STAINLESS STEEL EXTENSION - Ø 1/2"	<input checked="" type="checkbox"/>
------------------------------------	-------------------------------------

INTERNAL SHEATH CERAMIC 610-Ø15x2	<input checked="" type="checkbox"/>
-----------------------------------	-------------------------------------

THERMOWELL	IRON (Fe)	<input type="checkbox"/>
	AISI 310	<input type="checkbox"/>
	AISI 446	<input type="checkbox"/>
	INCONEL 600	<input type="checkbox"/>
	Ø 30 x 7	<input checked="" type="checkbox"/>

Length L1	500 mm	<input type="checkbox"/>
	600 mm	<input type="checkbox"/>
	710 mm	<input type="checkbox"/>
	800 mm	<input type="checkbox"/>
	1000 mm	<input type="checkbox"/>
	1200 mm	<input type="checkbox"/>
	1400 mm	<input type="checkbox"/>
	2000 mm	<input type="checkbox"/>

THERMOCOUPLE	Number	1	<input type="checkbox"/>
		2	<input type="checkbox"/>
	Type / Ø wires	K / Ø 2,3	<input type="checkbox"/>
		S / Ø 0,35	<input type="checkbox"/>
		S / Ø 0,5	<input type="checkbox"/>

References:

- 1 thermocouple: L607000-999
- 2 thermocouples: L617000-999

OTHER THERMOWELLS, FLANGE ON REQUEST

9/11 03/2007 - 000 000 000 - Non contractual document. Confirm specifications before ordering.

244, avenue Franklin Roosevelt
69516 Vaulx-en-Velin Cedex - France

Tél: (+33) 04 72 14 15 40
Fax: (-33) 04 72 14 15 41

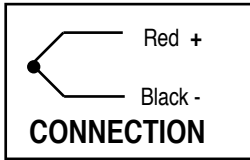
info@pyro-controle.tm.fr
www.pyro-controle.com

PYRO
CONTROLE
CHAUVIN ARNOUX GROUP



CADID ASSEMBLIES

HIGH TEMPERATURE serie type H NT 30-01A

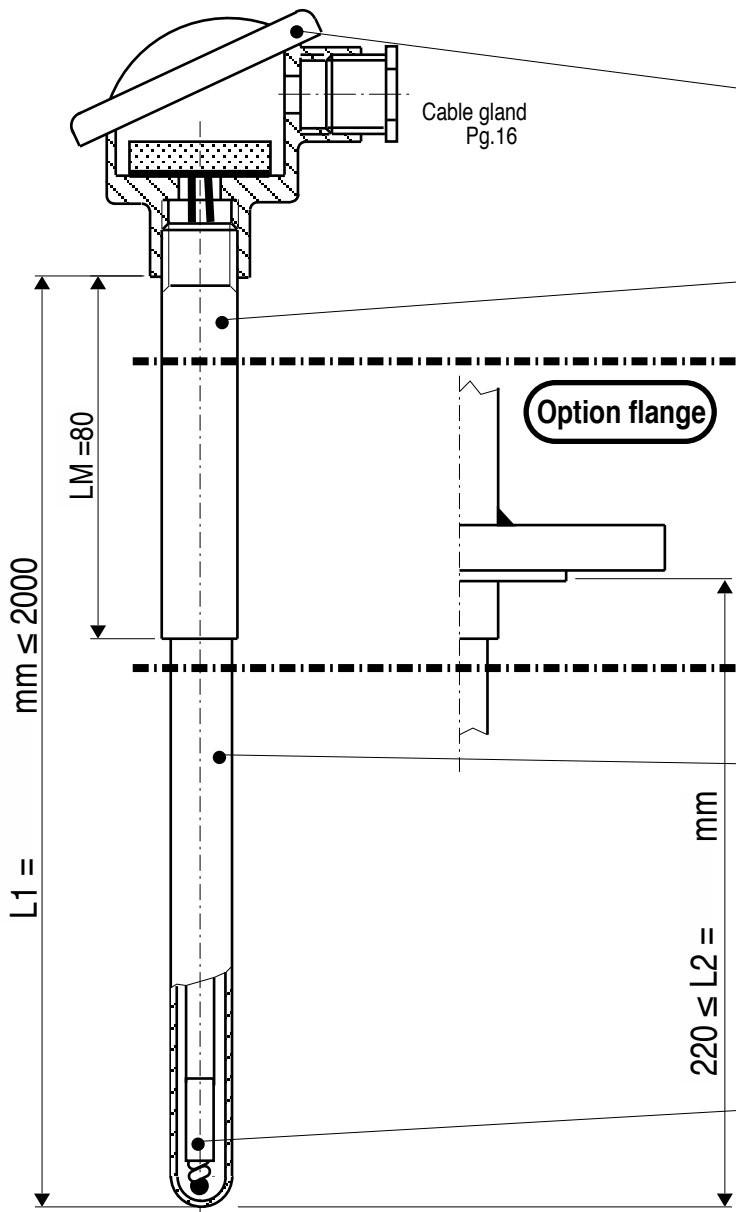


YOUR CADID PROBE

ASSEMBLY type	H
---------------	----------

DIN CONNECTION HEAD	A	<input type="checkbox"/>
	B	<input type="checkbox"/>
	DAN	<input type="checkbox"/>

STAINLESS STEEL EXTENSION - Ø 1/2"	<input checked="" type="checkbox"/>
OPTION LM = _____ > 80 mm	



FLANGE	WITHOUT FLANGE	<input type="checkbox"/>
	FLANGE	<input type="checkbox"/>
	PN _____ DN _____ Material: _____	<input type="checkbox"/>

SHEATH	Ceramic 610 Ø 15 x 2	<input type="checkbox"/>
	Alumina 710 Ø 15 x 2,5	<input type="checkbox"/>

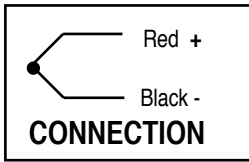
THERMOCOUPLE	Number	1	<input type="checkbox"/>
		2	<input type="checkbox"/>
	Type / Ø wires	K / Ø 2,3	<input type="checkbox"/>
		B / Ø 0,35	<input type="checkbox"/>
		B / Ø 0,5	<input type="checkbox"/>
		S / Ø 0,35	<input type="checkbox"/>
	S / Ø 0,5	<input type="checkbox"/>	

- References:**
- 1 thermocouple: L608000-999
 - 2 thermocouples: L618000-999

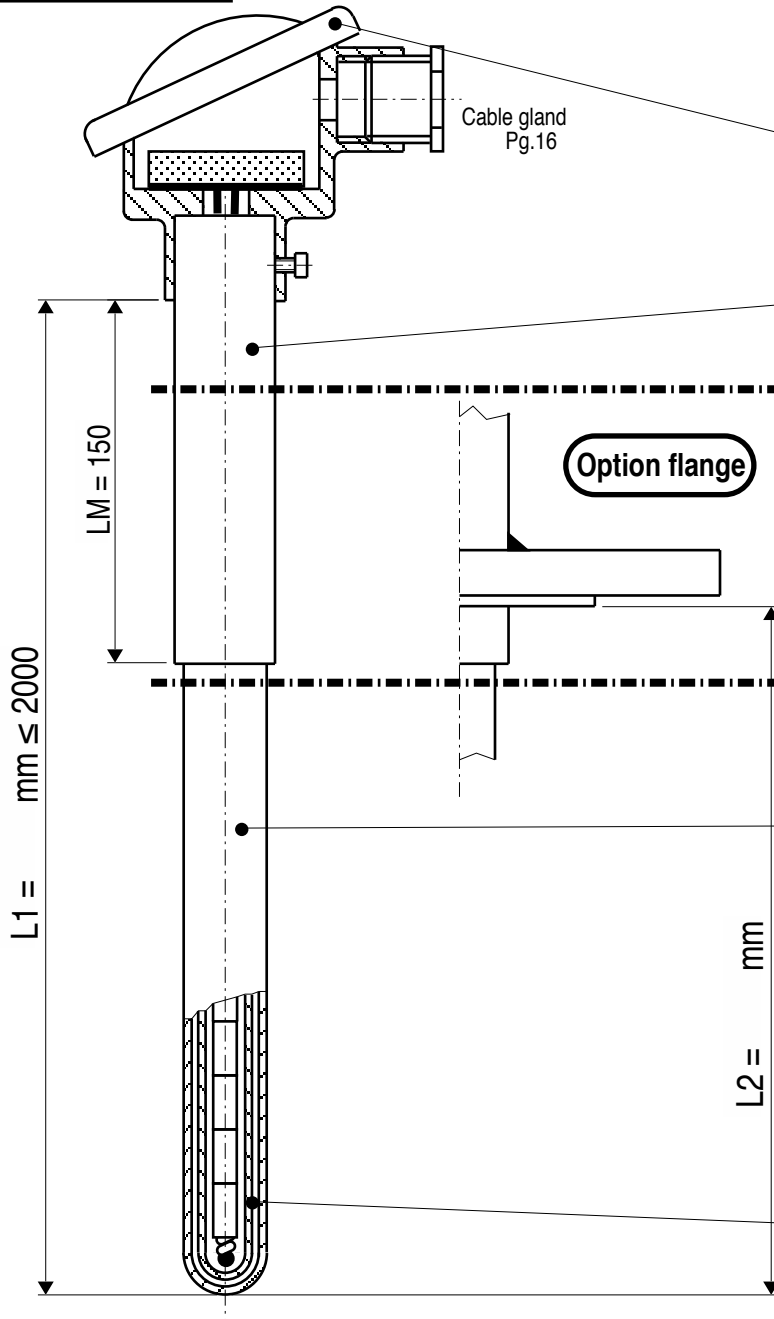


CADID ASSEMBLIES HIGH TEMPERATURE serie type J

NT 30-01A



**YOUR CADID
PROBE**



ASSEMBLY type	J
DIN A CONNECTION HEAD	<input checked="" type="checkbox"/>
STAINLESS STEEL EXTENSION - Ø 32 x 2	<input checked="" type="checkbox"/>
OPTION LM = _____ > 150 mm	

FLANGE	WITHOUT FLANGE	<input type="checkbox"/>
	FLANGE PN _____ DN _____ Material: _____	<input type="checkbox"/>

SHEATH	Alumina 710 Ø 24 x 3	<input type="checkbox"/>
	Metal-ceramic Ø 22 x 3	<input type="checkbox"/>
	Ceramic 610 Ø24 x 2,5	<input type="checkbox"/>
	Ceramic 530 Ø 26 x 4	<input type="checkbox"/>

INTERNAL SHEATH	Ceramic 610 Ø 15 x 2	<input type="checkbox"/>
	Alumina 710 Ø 15 x 2,5	<input type="checkbox"/>

THERMOCOUPLE	Number	1	<input type="checkbox"/>
		2	<input type="checkbox"/>
	Type	S	<input type="checkbox"/>
		B	<input type="checkbox"/>
	Ø wires	0,35	<input type="checkbox"/>
		0,5	<input type="checkbox"/>

- References:**
- 1 thermocouple: L609000-999
 - 2 thermocouples: L619000-999

11/11 03/2007 - 000 000 000 - Non contractual document. Confirm specifications before ordering.

244, avenue Franklin Roosevelt
69516 Vaulx-en-Velin Cedex - France

Tél: (+33) 04 72 14 15 40
Fax: (-33) 04 72 14 15 41

info@pyro-controle.tm.fr
www.pyro-controle.com

